

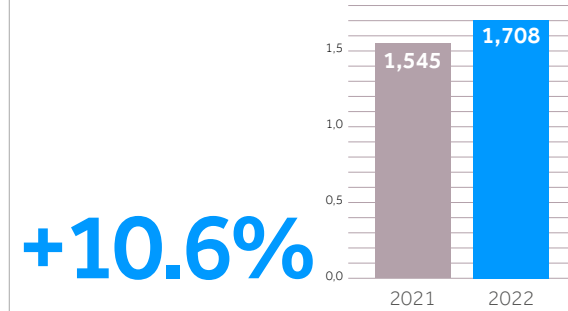
Facts & figures 2022

Key figures

In millions of euros	2022	2021
Financial position and solvency on December 31		
Total assets	43,317	41,588
Total equity	4,376	4,054
Non-controlling interest	528	498
Common Equity Tier 1 Capital (CET1)	3,494	2,990
Risk-weighted assets	27,887	20,101
CET1 ratio	12.5%	14.9%
Profit and loss account		
Total net income	1,708	1,545
Total operating expenses	(959)	(843)
Credit (losses)/gains and other impairments	(262)	83
Profit before tax	487	785
Profit for the year	343	586
Portfolio (in billions of euros)		
Total portfolio	40.6	37.4
Employee data		
Number of full-time equivalents (FTEs) average	5,612	5,375

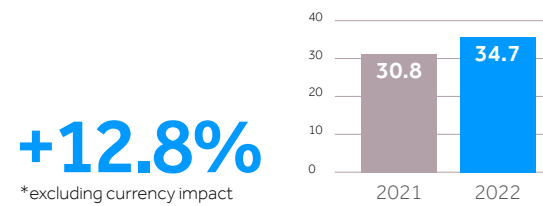
Total net income

in millions of euros



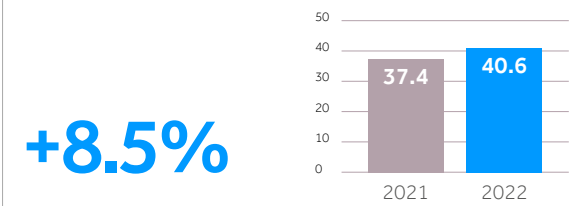
New business volume*

in billions of euros



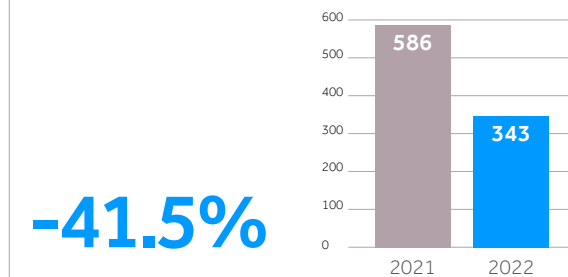
Portfolio on balance

in billions of euros



Net profit

in millions of euros

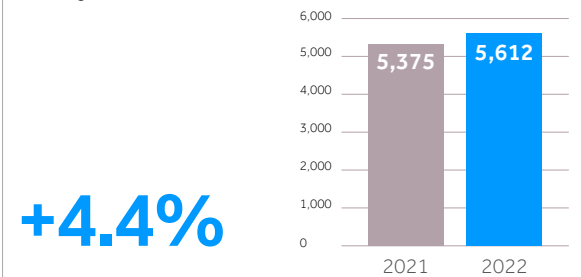


The Great Place To Work®



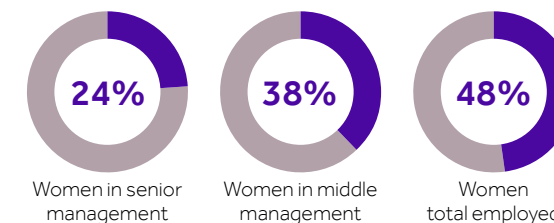
Full-time equivalents

average number



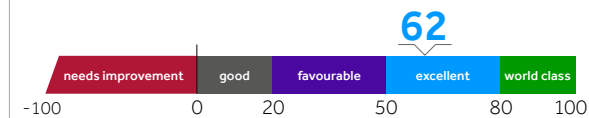
Diversity & inclusion

percentage of women



Net promoter Score*

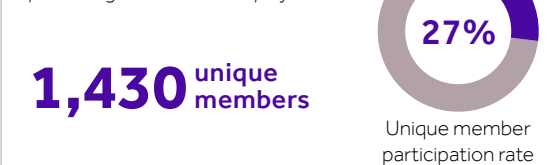
NPS® recommendations



* Net Promoter, Net Promoter System, Net Promoter Score, NPS and the NPS-related emoticons are registered trademarks of Bain & Company, Inc., Fred Reichheld and Satmetrix Systems, Inc.

Volunteering

percentage of involved employees



Donating to charitable causes a total of **EUR 1.27 million**